











SMD-type CSR Roadmap

Chip Size (inch)	Chip Size (mm)	Structure	Appearance	Operation Temp (°C)	Watt (W)	Tolerance (%)	Resistance Distribution					
							0.01mΩ	0.1mΩ	1mΩ	10mΩ	100mΩ	1Ω
0508	1220	Thick film		-55~155	0.5	1					20mΩ ±100ppm	500mΩ ±100ppm
0805	2012	Thick film		-55~155	0.5	1					20mΩ ±100ppm	500mΩ ±100ppm
0612	1632	Thick film		-55~155	2~1	1					10mΩ ±100ppm	1Ω ±100ppm
1206	3216	Thick film		-55~155	1~0.5	1					10mΩ ±200ppm	1Ω ±100ppm
2512	6432	Thick film		-55~155	2~1	1					10mΩ ±400ppm	1Ω ±100ppm
1206	3216	Welding		-65~170	1.5~0.5	1				1mΩ ±75ppm	10mΩ ±75ppm	
2512	6432	Welding		-65~170	3~1	1			0.3mΩ ±125ppm		10mΩ ±50ppm	
2512	6432	Welding		-65~170	6~5	1			0.3mΩ ±125ppm	2mΩ ±50ppm		
3922	10550	Welding		-65~170	9~5	1			0.2mΩ ±100ppm	3mΩ ±50ppm		
2726	6966	Welding		-65~170	12~10	1	0.2mΩ <20ppm	0.5mΩ <50ppm	<i>New</i>			